



SOLA

WATERSPORTS RANGE 2025

EST. 1985



SOLA

With over 40 years of experience in manufacturing and designing wetsuits, Sola has been at the forefront of wetsuit innovation and watersports development. Making top quality products which are designed by surfers, for surfers.

PHOTOGRAPHY CREDIT JACK OGRADY

CONTENTS

MATERIALS & CONSTRUCTION	4 - 5	WATERSPORTS ESSENTIALS	49 - 52
WINTER WETSUITS	6 - 18	Buoyancy Aids	
Mens		Mens Wetsuit Jacket	
Ladies		Neoprene Trousers & Shorts	
Kids		Mens Longjohn	
		Spraytop	
SUMMER WETSUITS	20 - 30	INFLATABLE STAND-UP PADDLE BOARDS	53 - 54
Mens			
Ladies			
Kids			
LADIES SUMMER RANGE	31 - 32	BODYBOARDING	55 - 60
Springsuits		Bodyboard Range	
Wetsuit Jacket		Wooden Bellyboard	
Neoprene Shorts		Swim Fins	
		Fin Savers	
		Board Bags	
SCHOOL SUITS	33- 34	SURFING	61 - 64
Winter School Suits		Softboards	
Summer School Suits		Surfboard Bags & Socks	
		Leashes	
OPEN WATER SWIMMING	35- 36	ACCESSORIES	65 - 71
Mens & Ladies Open Water Swim Suits		Changing Accessories	
Open Water Swim Caps		Drybags & Dry Backpacks	
Swim Buoys		Travel Accessories	
Goggles		Snorkelling	
WATERPROOF CHANGING COAT	38 - 39	SIZE CHART	72
RASH VESTS	40 - 41		
FOOTWEAR	42 - 44		
Wetsuit Boots			
Active Shoe			
Active Sole			
HEADWEAR	45 - 46		
GLOVES	47		




OPEN YOUR PHONE
CAMERA & SCAN ME.

OR GO TO
[TRADEWETSUITS.COM](https://www.tradewetsuits.com)

SURF PHOTOGRAPHER: _jackogrady_
TEAM RIDER: LOUIE HARROW
LOCATION: AUSTRALIA

TECHNICAL FEATURES



WETSUIT NEOPRENE



ULTRALIGHT



Super light neoprene for added warmth and flexibility. Improved insulation.



4-WAY STRETCH



Highly flexible neoprene. Improves movement.

WETSUIT LINING



QUICK DRYING



Allows for a quicker drying time.



THERMAL PLUSH LINING



Lightweight and flexible, giving improved movement and warmth.

NEOPRENE THICKNESS



6MM

5MM

4MM

3MM

2MM

1MM

The neoprene used in Sola wetsuits varies in thickness. Measured in millimeters as indicated by these icons. The basic rule is, the colder the water the thicker the neoprene.

WETSUIT ENTRY



FRONT ZIP



Front entry system. YKK zip.



BACK ZIP



Back entry system. YKK zip.

WETSUIT CONSTRUCTION



GLUED & BLIND STITCHED



Strong, durable and watertight construction.



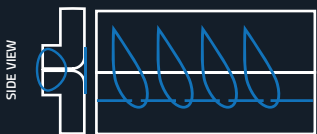
FLATLOCKED



Flat and comfortable.

TOP VIEW

TOP VIEW



A blind stitch uses a curved needle and penetrates the neoprene only partway through. Since the holes are only partial, this stitch provides the best cold water protection and is the industry standard. Most blind stitches are reinforced with tape and/ or glue for extra durability and water protection.

A more durable stitch used in most summer wetsuits. Triple needles penetrate and bind layers of neoprene together providing a strong but flat stitch for comfort and strength. Not as water tight as blind stitching but very hardwearing.

WETSUIT FEATURES



LIQUID TAPE



100% waterproof. Seams are sealed with liquid rubber.



FOCUSED NEO TAPING



Flexible spot taping in strategic areas for extra strength.



MESH SKIN




Chest and back panels. Increases the warmth of the suit and helps to reduce wind-chill.



NEO TAPING



Flexible taping along seams for added strength. Limits water penetration and increases warmth.



DOUBLE DIAMOND



Durable, double knit nylon fabric protects high-wear areas.



WINTER

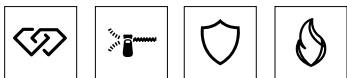
 SOLA

WINTER WETSUITS

MENS OBSIDIAN FZ 6/5/4 - A1510

SIZE: SML | MSM | MED | MTL | MLG | LGE | XLG

OBSIDIAN



CONSTRUCTION

FRONT ENTRY MINI YKK ZIP WITH LOCKDOWN ANTI FLUSH SYSTEM. DOUBLE DIAMOND KNOT NYLON KNEEPADS AND BUILT IN MESH HOOD. THERMAL PLUSH INTERIOR LINING.



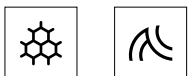
ULTRA LIGHT MATERIALS

6/5/4MM 100% INSULIGHT 4-WAY SUPERSTRETCH NEOPRENE. FEATHERLIGHT SS-1 FOAM FOR A LIGHTER MORE COMFORTABLE SUIT. ANATOMICALLY CONTOURED FIT WITH MINIMAL PANEL LAYOUT FOR ADDED HEAT RETENTION & RANGE OF MOVEMENT.



ADVANCED SEAMS

100% GLUED AND BLIND STITCHED FOR ZERO WATER PENETRATION. DURABLE INTERNAL TAPING.

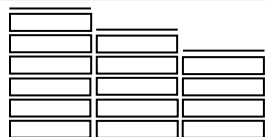


NEO TAPING

FLEXIBLE NEOPRENE TAPE INTERNALLY FOR ADDED DURABILITY & BIAXIAL SPOT TAPE IN CRITICAL POSITIONS. LIMITS WATER PENETRATION & INCREASES WARMTH.





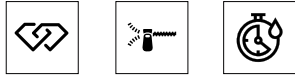
INTERNAL VIEW



6/5/4MM THICKNESS

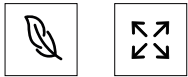
SUGGESTED WATER TEMPERATURE FOR THIS WETSUIT





CONSTRUCTION

FRONT ENTRY MINI YKK ZIP WITH LOCKDOWN ANTI FLUSH SYSTEM. DOUBLE DIAMOND KNIT NYLON KNEEPADS, GLIDESKIN COLLAR & QUICK DRY INTERIOR THERMAL LINING.



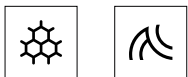
ULTRA LIGHT MATERIALS

5/4MM 100% INSULIGHT 4-WAY SUPERSTRETCH NEOPRENE. FEATHERLIGHT SS-1 FOAM FOR A LIGHTER MORE COMFORTABLE SUIT. ANATOMICALLY CONTOURED FIT WITH MINIMAL PANEL LAYOUT FOR ADDED HEAT RETENTION & RANGE OF MOVEMENT.



ADVANCED SEAMS

100% GLUED AND BLIND STITCHED FOR ZERO WATER PENETRATION. DURABLE INTERNAL TAPING. LIQUID TAPE SEALED OUTER SEAMS.

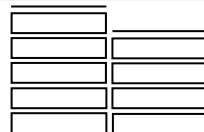


NEO TAPING

FLEXIBLE NEOPRENE TAPE INTERNALLY FOR ADDED DURABILITY & BIAXIAL SPOT TAPE IN CRITICAL POSITIONS. LIMITS WATER PENETRATION & INCREASES WARMTH.





INTERNAL VIEW



5/4MM THICKNESS

SUGGESTED WATER TEMPERATURE FOR THIS WETSUIT



MAGMA

MENS MAGMA FZ 5/4 - A1504

SIZE: SML | MSM | MED | MTL | MLG | LGE | XLG



CONSTRUCTION

FRONT ENTRY MINI YKK ZIP WITH LOCKDOWN ANTI FLUSH SYSTEM. DOUBLE DIAMOND KNIT NYLON KNEEPADS, GLIDESKIN COLLAR & THERMAL PLUSH INTERIOR LINING.



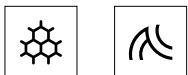
ULTRA LIGHT MATERIALS

5/4MM 100% INSULIGHT 4-WAY SUPERSTRETCH NEOPRENE. FEATHERLIGHT SS-1 FOAM FOR A LIGHTER MORE COMFORTABLE SUIT. ANATOMICALLY CONTOURED FIT WITH MINIMAL PANEL LAYOUT FOR ADDED HEAT RETENTION & RANGE OF MOVEMENT.



ADVANCED SEAMS

100% GLUED AND BLIND STITCHED FOR ZERO WATER PENETRATION.



NEO TAPING

FLEXIBLE NEOPRENE TAPE INTERNALLY FOR ADDED DURABILITY & BIAXIAL SPOT TAPE IN CRITICAL POSITIONS. LIMITS WATER PENETRATION & INCREASES WARMTH.



GREY/NAVY STRIPE



INTERNAL VIEW

5/4MM THICKNESS

SUGGESTED WATER TEMPERATURE FOR THIS WETSUIT

°C

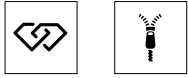
8°C-12°C 12°C-15°C 15°C-18°C 18°C-21°C+

100% STRETCH



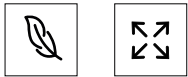
MENS BLAZE BZ 5/4 - A1502

SIZE: SML | MSM | MED | MTL | MLG | LGE | XLG | XXL



CONSTRUCTION

BACK ENTRY YKK ZIP WITH METAL SLIDER.
DOUBLE DIAMOND KNIT NYLON KNEEPADS.
DOUBLE LINED COLLAR WITH VELCRO CLOSURE.



ULTRA LIGHT MATERIALS

5/4MM 50% INSULIGHT 4-WAY SUPERSTRETCH NEOPRENE. FEATHERLIGHT SS-1 FOAM FOR A LIGHTER MORE COMFORTABLE SUIT. ANATOMICALLY CONTOURED FIT WITH MINIMAL PANEL LAYOUT FOR ADDED HEAT RETENTION & RANGE OF MOVEMENT.



ADVANCED SEAMS

GLUED AND BLIND STITCHED FOR ZERO WATER PENETRATION. CRITICAL POSITION NEO TAPING FOR DURABILITY.



NEO TAPING

BIAXIAL SPOT TAPE IN CRITICAL POSITIONS FOR DURABILITY. LIMITS WATER PENETRATION & INCREASES WARMTH.

*STOCK IN MESH AND DOUBLE LINED PANELS



GREY/BURGUNDY MELANGE



BLACK




INTERNAL VIEW



5/4MM THICKNESS

SUGGESTED WATER TEMPERATURE FOR THESE WETSUITS



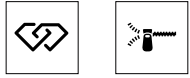
50% STRETCH



NOVA

LADIES NOVA FZ 5/4 - A1506

SIZE: 06 | 08 | 10 | 12 | 14 | 16 | 18



CONSTRUCTION

FRONT ENTRY MINI YKK ZIP WITH LOCKDOWN ANTI FLUSH SYSTEM. DOUBLE DIAMOND KNIT NYLON KNEEPADS, GLIDESKIN COLLAR & QUICK DRY INTERIOR THERMAL LINING.



ULTRA LIGHT MATERIALS

5/4MM 100% INSULIGHT 4-WAY SUPERSTRETCH NEOPRENE. FEATHERLIGHT SS-1 FOAM FOR A LIGHTER MORE COMFORTABLE SUIT. ANATOMICALLY CONTOURED FIT WITH MINIMAL PANEL LAYOUT FOR ADDED HEAT RETENTION & RANGE OF MOVEMENT.



ADVANCED SEAMS

GLUED AND BLIND STITCHED FOR ZERO WATER PENETRATION. CRITICAL POSITION NEO TAPING FOR DURABILITY.



SPOT TAPE

BIAIXIAL SPOT TAPE IN CRITICAL POSITIONS FOR DURABILITY. LIMITS WATER PENETRATION & INCREASES WARMTH.



BLACK/SLATE



BLACK





INTERNAL VIEW



5/4MM THICKNESS

SUGGESTED WATER TEMPERATURE FOR THESE WETSUITS



LADIES STAR BZ 5/4 - A1503

SIZE: 06 | 08 | 10 | 12 | 14 | 16 | 18



CONSTRUCTION

BACK ENTRY YKK ZIP WITH METAL SLIDER.
DOUBLE DIAMOND KNIT NYLON KNEEPADS.
DOUBLE LINED COLLAR WITH VELCRO CLOSURE.



ULTRA LIGHT MATERIALS

5/4MM 50% INSULIGHT 4-WAY
SUPERSTRETCH NEOPRENE. FEATHERLIGHT
SS-1 FOAM FOR A LIGHTER MORE
COMFORTABLE SUIT. ANATOMICALLY
CONTOURED FIT WITH MINIMAL PANEL
LAYOUT FOR ADDED HEAT RETENTION &
RANGE OF MOVEMENT.



ADVANCED SEAMS

GLUED AND BLIND STITCHED FOR ZERO
WATER PENETRATION. CRITICAL POSITION
NEO TAPING FOR DURABILITY.



SPOT TAPE

BIAXIAL SPOT TAPE IN CRITICAL POSITIONS
FOR DURABILITY. LIMITS WATER
PENETRATION & INCREASES WARMTH.



BLACK/BURGUNDY



BLACK

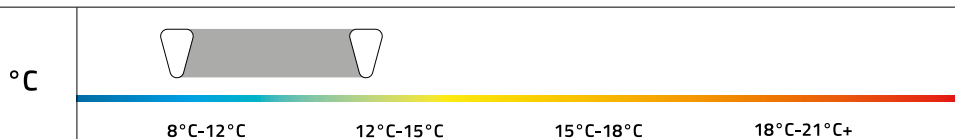


INTERNAL VIEW



5/4MM THICKNESS

SUGGESTED WATER TEMPERATURE FOR THESE WETSUITS



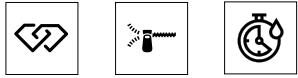
50% STRETCH



SYSTEM

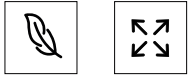
KIDS SYSTEM FZ 5/4 - A1507

SIZE: LGE | XLG | XXL | 3XL



CONSTRUCTION

FRONT ENTRY MINI YKK ZIP WITH LOCKDOWN ANTI FLUSH SYSTEM. DOUBLE DIAMOND KNIT NYLON KNEEPADS, GLIDESKIN COLLAR & QUICK DRY INTERIOR THERMAL LINING.




ULTRA LIGHT MATERIALS

5/4MM 100% INSULIGHT 4-WAY SUPERSTRETCH NEOPRENE. FEATHERLIGHT SS-1 FOAM FOR A LIGHTER MORE COMFORTABLE SUIT. ANATOMICALLY CONTOURED FIT WITH MINIMAL PANEL LAYOUT FOR ADDED HEAT RETENTION & RANGE OF MOVEMENT.



ADVANCED SEAMS

GLUED AND BLIND STITCHED FOR ZERO WATER PENETRATION. DURABLE INTERNAL NEO TAPING.



NEO TAPING

FLEXIBLE NEOPRENE TAPE INTERNALLY FOR ADDED DURABILITY & BIAXIAL SPOT TAPE IN CRITICAL POSITIONS. LIMITS WATER PENETRATION & INCREASES WARMTH.





INTERNAL VIEW



5/4MM THICKNESS

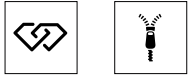
SUGGESTED WATER TEMPERATURE FOR THIS WETSUIT



KIDS FIRE BZ 5/4 - A1508

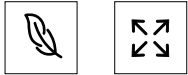
SIZE: SML | MED | LGE | XLG | XXL | 3XL

FIRE



CONSTRUCTION

BACK ENTRY YKK ZIP WITH METAL SLIDER.
DOUBLE DIAMOND KNIT NYLON KNEEPADS.
DOUBLE LINED COLLAR WITH VELCRO CLOSURE.



ULTRA LIGHT MATERIALS

5/4MM 50% INSULIGHT 4-WAY SUPERSTRETCH NEOPRENE. FEATHERLIGHT SS-1 FOAM FOR A LIGHTER MORE COMFORTABLE SUIT. ANATOMICALLY CONTOURED FIT WITH MINIMAL PANEL LAYOUT FOR ADDED HEAT RETENTION & RANGE OF MOVEMENT.



ADVANCED SEAMS

GLUED AND BLIND STITCHED FOR ZERO WATER PENETRATION. CRITICAL POSITION NEO TAPING FOR DURABILITY.



NEO TAPING

BIAIXIAL SPOT TAPE IN CRITICAL POSITIONS FOR DURABILITY. LIMITS WATER PENETRATION & INCREASES WARMTH.



GREY/PINK

GREY/LIME

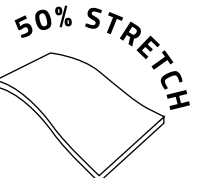

BLACK

INTERNAL VIEW



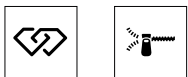
5/4MM THICKNESS

SUGGESTED WATER TEMPERATURE FOR THESE WETSUITS



MENS H2O FZ 4/3 - A1704

SIZE: SML | MSM | MED | MTL | MLG | LGE | XLG



CONSTRUCTION

FRONT ENTRY MINI YKK ZIP WITH LOCKDOWN ANTI FLUSH SYSTEM. DOUBLE DIAMOND KNIT NYLON KNEEPADS, GLIDESKIN COLLAR.



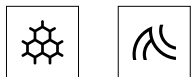
ULTRA LIGHT MATERIALS

4/3MM 100% INSULIGHT 4-WAY SUPERSTRETCH NEOPRENE. FEATHERLIGHT SS-1 FOAM FOR A LIGHTER MORE COMFORTABLE SUIT. ANATOMICALLY CONTOURED FIT WITH MINIMAL PANEL LAYOUT FOR ADDED HEAT RETENTION & RANGE OF MOVEMENT.



ADVANCED SEAMS

GLUED AND BLIND STITCHED FOR ZERO WATER PENETRATION. DURABLE INTERNAL NEO TAPING.



NEO TAPING

NEOPRENE TAPE INTERNALLY FOR ADDED DURABILITY & BIAXIAL SPOT TAPE IN CRITICAL POSITIONS. LIMITS WATER PENETRATION & INCREASES WARMTH.



(DUKE) BLACK/ TOOTH

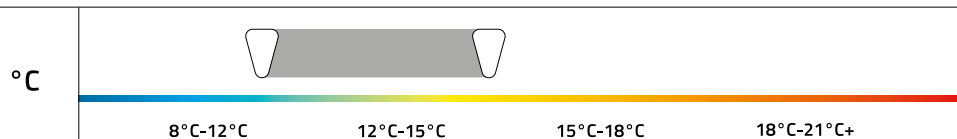


INTERNAL VIEW



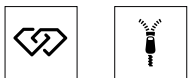
4/3MM THICKNESS

SUGGESTED WATER TEMPERATURE FOR THIS WETSUIT



MENS H2O BZ 4/3 - A1707

SIZE: SML | MSM | MED | MTL | MLG | LGE | XLG



CONSTRUCTION

BACK ENTRY YKK ZIP WITH METAL SLIDER.
DOUBLE DIAMOND KNIT NYLON KNEEPADS.
DOUBLE LINED COLLAR WITH
VELCRO CLOSURE.



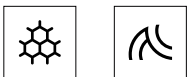
ULTRA LIGHT MATERIALS

4/3MM 100% INSULIGHT 4-WAY
SUPERSTRETCH NEOPRENE. FEATHERLIGHT
SS-1 FOAM FOR A LIGHTER MORE
COMFORTABLE SUIT. ANATOMICALLY
CONTOURED FIT WITH MINIMAL PANEL
LAYOUT FOR ADDED HEAT RETENTION &
RANGE OF MOVEMENT.



ADVANCED SEAMS

GLUED AND BLIND STITCHED FOR ZERO
WATER PENETRATION. DURABLE INTERNAL
NEO TAPING.



NEO TAPING

FLEXIBLE NEOPRENE TAPE INTERNALLY
FOR ADDED DURABILITY & BIAXIAL SPOT
TAPE IN CRITICAL POSITIONS. LIMITS WATER
PENETRATION & INCREASES WARMTH.

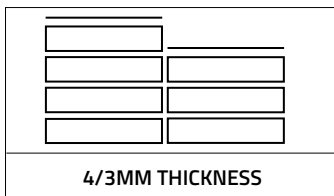


NAVY

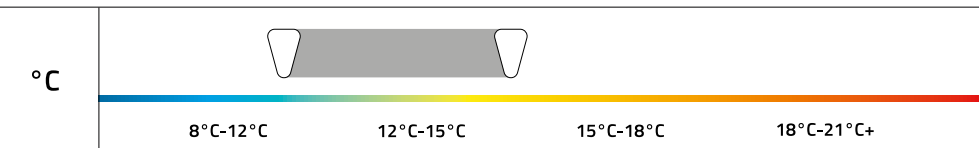
BLACK/NAVY MARL



INTERNAL VIEW

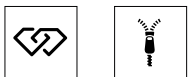


SUGGESTED WATER TEMPERATURE FOR THESE WETSUITS



LADIES H2O BZ 4/3 - A1708

SIZE: 06 | 08 | 10 | 12 | 14 | 16 | 18



CONSTRUCTION

BACK ENTRY YKK ZIP WITH METAL SLIDER.
DOUBLE DIAMOND KNIT NYLON KNEEPADS.
DOUBLE LINED COLLAR WITH
VELCRO CLOSURE.



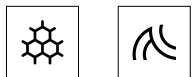
ULTRA LIGHT MATERIALS

4/3MM 100% INSULIGHT 4-WAY
SUPERSTRETCH NEOPRENE. FEATHERLIGHT
SS-1 FOAM FOR A LIGHTER MORE
COMFORTABLE SUIT. ANATOMICALLY
CONTOURED FIT WITH MINIMAL PANEL
LAYOUT FOR ADDED HEAT RETENTION &
RANGE OF MOVEMENT.



ADVANCED SEAMS

GLUED AND BLIND STITCHED FOR ZERO
WATER PENETRATION. DURABLE INTERNAL
NEO TAPING.



NEO TAPING

FLEXIBLE NEOPRENE TAPE INTERNALLY
FOR ADDED DURABILITY & BIAXIAL SPOT
TAPE IN CRITICAL POSITIONS. LIMITS WATER
PENETRATION & INCREASES WARMTH.



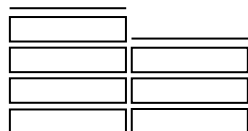
BLACK/SLATE



BLACK/FLORAL

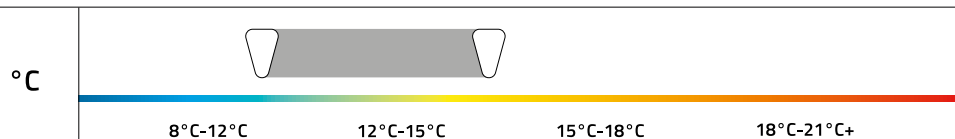


INTERNAL VIEW



4/3MM THICKNESS

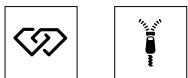
SUGGESTED WATER TEMPERATURE FOR THIS WETSUIT



KIDS PHOENIX BZ 4/3 - A1509

SIZE: XXS | XSM | SML | MED | LGE | XLG | XXL | 3XL

PHOENIX



CONSTRUCTION

BACK ENTRY YKK ZIP WITH METAL SLIDER.
DOUBLE DIAMOND KNIT NYLON KNEEPADS.
DOUBLE LINED COLLAR WITH
VELCRO CLOSURE.



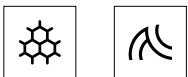
ULTRA LIGHT MATERIALS

4/3MM 100% INSULIGHT 4-WAY
SUPERSTRETCH NEOPRENE. FEATHERLIGHT
SS-1 FOAM FOR A LIGHTER MORE
COMFORTABLE SUIT. ANATOMICALLY
CONTOURED FIT. HEAT RETAINING THERMAL
TORSE LINING.



ADVANCED SEAMS

GLUED AND BLIND STITCHED FOR ZERO
WATER PENETRATION. DURABLE INTERNAL
NEO TAPING.



NEO TAPING

FLEXIBLE NEOPRENE TAPE INTERNALLY
FOR ADDED DURABILITY & BIAXIAL SPOT
TAPE IN CRITICAL POSITIONS. LIMITS WATER
PENETRATION & INCREASES WARMTH.



NAVY/YELLOW



BLACK

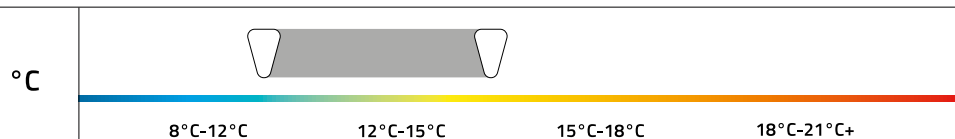


INTERNAL VIEW



4/3MM THICKNESS

SUGGESTED WATER TEMPERATURE FOR THESE WETSUITS





 SOLA

SUMMER WETSUITS

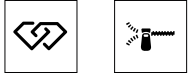


SOLA

MENS H2O FZ 3/2 - A1630

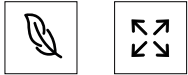
SIZE: SML | MSM | MED | MTL | MLG | LGE | XLG

H2O



CONSTRUCTION

FRONT ENTRY MINI YKK ZIP WITH LOCKDOWN ANTI FLUSH SYSTEM. DOUBLE DIAMOND KNIT NYLON KNEEPADS, GLIDESKIN COLLAR FOR EXTRA COMFORT.



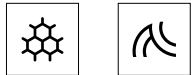
ULTRA LIGHT MATERIALS

3/2MM 100% INSULIGHT 4-WAY SUPERSTRETCH NEOPRENE. FEATHERLIGHT SS-1 FOAM FOR A LIGHTER MORE COMFORTABLE SUIT. ANATOMICALLY CONTOURED FIT WITH MINIMAL PANEL LAYOUT FOR ADDED HEAT RETENTION & RANGE OF MOVEMENT.



STRONG SEAMS

GLUED AND BLIND STITCHED FOR ZERO WATER PENETRATION. DURABLE INTERNAL NEO TAPING.




NEO TAPING

FLEXIBLE NEOPRENE TAPE INTERNALLY FOR ADDED DURABILITY & BIAXIAL SPOT TAPE IN CRITICAL POSITIONS. LIMITS WATER PENETRATION & INCREASES WARMTH.



NEW IN!


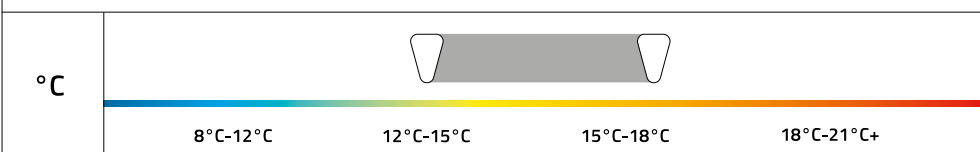
(MIKI) CROSS STITCHED/PETROL



INTERNAL VIEW

3/2MM THICKNESS	

SUGGESTED WATER TEMPERATURE FOR THIS WETSUIT



LADIES H2O FZ 3/2 - A1703

SIZE: 06 | 08 | 10 | 12 | 14 | 16

H2O



CONSTRUCTION

FRONT ENTRY MINI YKK ZIP WITH LOCKDOWN ANTI FLUSH SYSTEM. DOUBLE DIAMOND KNIT NYLON KNEEPADS, GLIDESKIN COLLAR FOR EXTRA COMFORT.



ULTRA LIGHT MATERIALS

3/2MM 100% INSULIGHT 4-WAY SUPERSTRETCH NEOPRENE. FEATHERLIGHT SS-1 FOAM FOR A LIGHTER MORE COMFORTABLE SUIT. ANATOMICALLY CONTOURED FIT WITH MINIMAL PANEL LAYOUT FOR ADDED HEAT RETENTION & RANGE OF MOVEMENT.



STRONG SEAMS

GLUED AND BLIND STITCHED FOR ZERO WATER PENETRATION. DURABLE INTERNAL NEO TAPING



NEO TAPING

FLEXIBLE NEOPRENE TAPE INTERNALLY FOR ADDED DURABILITY & BIAXIAL SPOT TAPE IN CRITICAL POSITIONS. LIMITS WATER PENETRATION & INCREASES WARMTH.



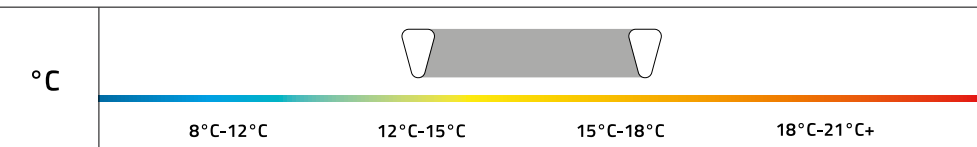
SEA PALM



INTERNAL VIEW

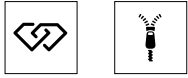
3/2MM THICKNESS	

SUGGESTED WATER TEMPERATURE FOR THIS WETSUIT



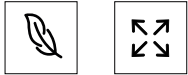
MENS FUSION BZ 3/2 FULLSUIT - A1711

SIZE: SML | MSM | MST | MED | MTL | MLG | LGS | LGE | XLS | XLG | XXL | 3XL



CONSTRUCTION

BACK ENTRY YKK ZIP WITH METAL SLIDER.
DOUBLE DIAMOND KNIT NYLON KNEEPADS.
GLIDESKIN COLLAR FOR EXTRA COMFORT.
KEY POCKET.



ULTRA LIGHT MATERIALS

3/2MM 100% INSULIGHT 4-WAY
SUPERSTRETCH NEOPRENE. FEATHERLIGHT
SS-1 FOAM FOR A LIGHTER MORE
COMFORTABLE SUIT. ANATOMICALLY
CONTOURED FIT WITH MINIMAL PANEL
LAYOUT FOR ADDED HEAT RETENTION &
RANGE OF MOVEMENT.



STRONG SEAMS

FLATLOCKED SEAMS FOR DURABILITY AND
COMFORT, ENHANCING THE LIFESPAN OF
THE WETSUIT.



MESH SKIN

MESH SKIN CHEST AND BACK PANELS
INCREASES WARMTH &
COMBATS WINDCHILL.



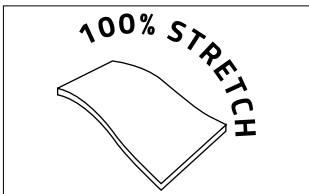
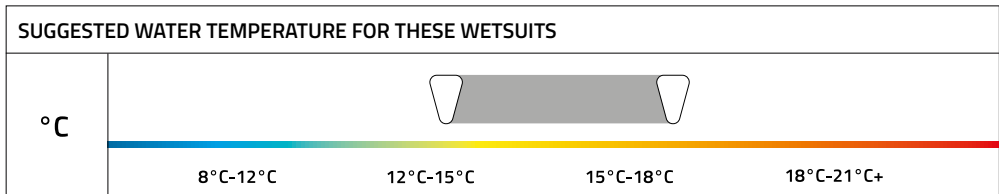
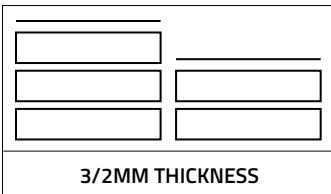
BLACK/KHAKI

BLACK

NAVY/MARL



INTERNAL VIEW



LADIES IGNITE BZ 3/2 FULLSUIT - A1712

SIZE: 08 | 10 | 10T | 12T | 12 | 14 | 16 | 18 | 20

Ignite



CONSTRUCTION

BACK ENTRY YKK ZIP WITH METAL SLIDER.
DOUBLE DIAMOND KNIT NYLON KNEEPADS.
GLIDESKIN COLLAR FOR EXTRA COMFORT.
KEY POCKET.



ULTRA LIGHT MATERIALS

3/2MM 100% INSULIGHT 4-WAY
SUPERSTRETCH NEOPRENE. FEATHERLIGHT
SS-1 FOAM FOR A LIGHTER MORE
COMFORTABLE SUIT. ANATOMICALLY
CONTOURED FIT WITH MINIMAL PANEL
LAYOUT FOR ADDED HEAT RETENTION &
RANGE OF MOVEMENT.



STRONG SEAMS

FLATLOCKED SEAMS FOR DURABILITY AND
COMFORT, ENHANCING THE LIFESPAN OF
THE WETSUIT.



MESH SKIN

MESH SKIN CHEST AND BACK PANELS
INCREASES WARMTH &
COMBATS WINDCHILL.



GREY/FLORAL

BLACK


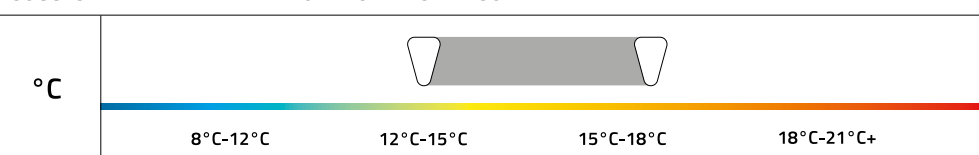
NAVY/TIEDYE



INTERNAL VIEW

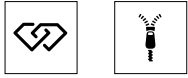
3/2MM THICKNESS	

SUGGESTED WATER TEMPERATURE FOR THIS WETSUIT



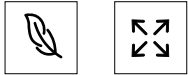
KIDS STORM BZ 3/2 FULLSUIT - A1713

SIZE: QXS | TXS | XXS | XSM | SML | MED | LGE | XLG | XXL | 3XL



CONSTRUCTION

BACK ENTRY YKK ZIP WITH METAL SLIDER.
DOUBLE DIAMOND KNIT NYLON KNEEPADS.
GLIDESKIN COLLAR FOR EXTRA COMFORT.



ULTRA LIGHT MATERIALS

3/2MM 100% INSULIGHT 4-WAY
SUPERSTRETCH NEOPRENE. FEATHERLIGHT
SS-1 FOAM FOR A LIGHTER MORE
COMFORTABLE SUIT. ANATOMICALLY
CONTOURED FIT WITH MINIMAL PANEL
LAYOUT FOR ADDED HEAT RETENTION &
RANGE OF MOVEMENT.



STRONG SEAMS

FLATLOCKED SEAMS FOR DURABILITY AND
COMFORT, ENHANCING THE LIFESPAN OF
THE WETSUIT.



MESH SKIN

MESH SKIN CHEST AND BACK PANELS
INCREASES WARMTH &
COMBATS WINDCHILL.



BLACK/KHAKI



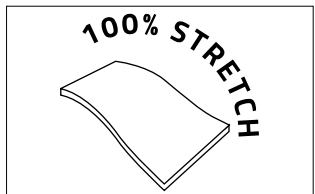
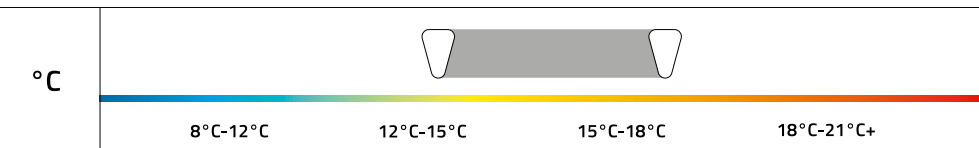
NAVY/MARL



LIME/NAVY

3/2MM THICKNESS	

SUGGESTED WATER TEMPERATURE FOR THESE WETSUITS





BLUE/CAMO



BLUE/RED



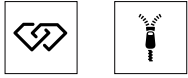
SUMMER FLORAL



INTERNAL VIEW

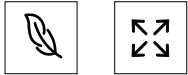
MENS FUSION BZ 3/2 SHORTIE - A1721

SIZE: SML | MSM | MED | MLG | LGS | LGE | XLS | XLG | XXL | 3XL



CONSTRUCTION

BACK ENTRY YKK ZIP WITH METAL SLIDER.
GLIDESKIN COLLAR FOR EXTRA COMFORT.
KEY POCKET.



ULTRA LIGHT MATERIALS

3/2MM 100% INSULIGHT 4-WAY
SUPERSTRETCH NEOPRENE. FEATHERLIGHT
SS-1 FOAM FOR A LIGHTER MORE
COMFORTABLE SUIT. ANATOMICALLY
CONTOURED FIT WITH MINIMAL PANEL
LAYOUT FOR ADDED HEAT RETENTION &
RANGE OF MOVEMENT.



STRONG SEAMS

FLATLOCKED SEAMS FOR DURABILITY AND
COMFORT, ENHANCING THE LIFESPAN OF
THE WETSUIT.



MESH SKIN

MESH SKIN CHEST AND BACK PANELS
INCREASES WARMTH &
COMBATS WINDCHILL.

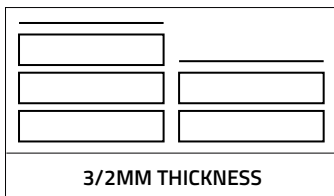


BLACK/KHAKI

BLACK


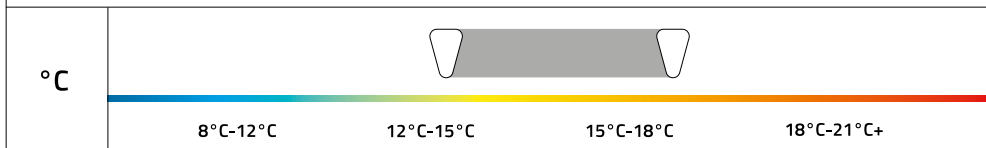
NAVY/MARL

INTERNAL VIEW



3/2MM THICKNESS

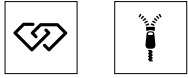
SUGGESTED WATER TEMPERATURE FOR THESE WETSUITS



LADIES IGNITE BZ 3/2 SHORTIE - A1722

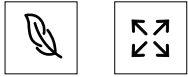
SIZE: 08 | 10 | 12 | 14 | 16 | 18 | 20

Ignite



CONSTRUCTION

BACK ENTRY YKK ZIP WITH METAL SLIDER.
GLIDESKIN COLLAR FOR EXTRA COMFORT.
KEY POCKET.



ULTRA LIGHT MATERIALS

3/2MM 100% INSULIGHT 4-WAY
SUPERSTRETCH NEOPRENE. FEATHERLIGHT
SS-1 FOAM FOR A LIGHTER MORE
COMFORTABLE SUIT. ANATOMICALLY
CONTOURED FIT WITH MINIMAL PANEL
LAYOUT FOR ADDED HEAT RETENTION &
RANGE OF MOVEMENT.



STRONG SEAMS

FLATLOCKED SEAMS FOR DURABILITY AND
COMFORT, ENHANCING THE LIFESPAN OF
THE WETSUIT.



MESH SKIN

MESH SKIN CHEST AND BACK PANELS
INCREASES WARMTH &
COMBATS WINDCHILL.




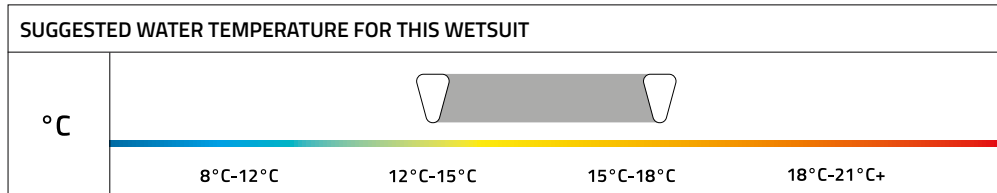
GREY/FLORAL

BLACK

NAVY/TIEDYE

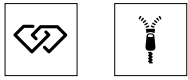


3/2MM THICKNESS	



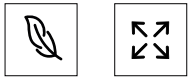
KIDS STORM BZ 3/2 SHORTIE - A1723

SIZE: QXS | TXS | XXS | XSM | SML | MED | LGE | XLG | XXL | 3XL



CONSTRUCTION

BACK ENTRY YKK ZIP WITH METAL SLIDER.
GLIDESKIN COLLAR FOR EXTRA COMFORT.
KEY POCKET.



ULTRA LIGHT MATERIALS

3/2MM 100% INSULIGHT 4-WAY
SUPERSTRETCH NEOPRENE. FEATHERLIGHT
SS-1 FOAM FOR A LIGHTER MORE
COMFORTABLE SUIT. ANATOMICALLY
CONTOURED FIT WITH MINIMAL PANEL
LAYOUT FOR ADDED HEAT RETENTION &
RANGE OF MOVEMENT.



STRONG SEAMS

FLATLOCKED SEAMS FOR DURABILITY AND
COMFORT, ENHANCING THE LIFESPAN OF
THE WETSUIT.



MESH SKIN


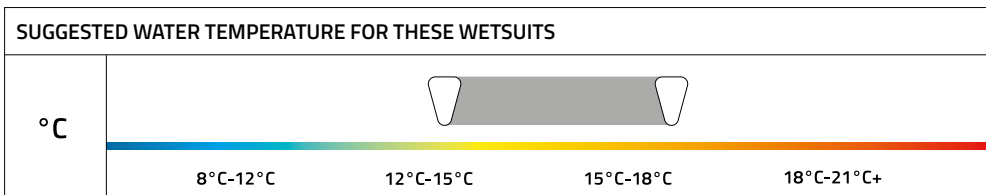
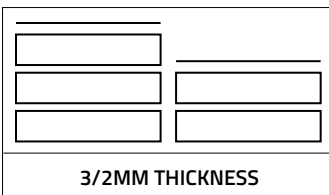
MESH SKIN CHEST AND BACK PANELS
INCREASES WARMTH &
COMBATS WINDCHILL.



BLACK/KHAKI

NAVY/MARL

LIME/NAVY





BLUE/CAMO



BLUE/RED



TIEDYE



INTERNAL VIEW

Ignite springsuit 3:2

LADIES IGNITE SPRINGSUIT

SIZE: 04 | 06 | 08 | 10 | 12 | 14 | 16 | 18



CONSTRUCTION

BACK ENTRY YKK ZIP WITH METAL SLIDER. GLIDESKIN COLLAR FOR EXTRA COMFORT. INTERNAL KEY POCKET.



ULTRA LIGHT MATERIALS

3/2MM 100% INSULIGHT 4-WAY SUPERSTRETCH NEOPRENE. FEATHERLIGHT SS-1 FOAM FOR A LIGHTER MORE COMFORTABLE SUIT. ANATOMICALLY CONTOURED FIT WITH MINIMAL PANEL LAYOUT FOR ADDED HEAT RETENTION & RANGE OF MOVEMENT.



STRONG SEAMS

FLATLOCKED SEAMS FOR DURABILITY AND COMFORT, ENHANCING THE LIFESPAN OF THE WETSUIT.



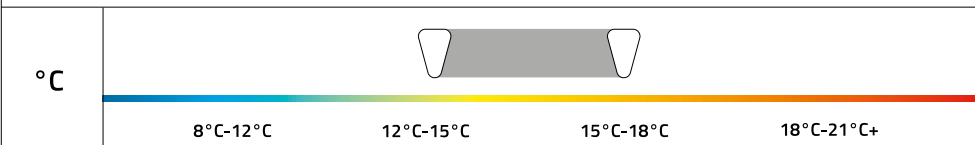
PINK LEAF

SUMMER FLORAL



3/2MM THICKNESS	

SUGGESTED WATER TEMPERATURE FOR THESE WETSUITS



IGNITE FZ 2MM LADIES JACKET - A1750

FEATURES: 2MM thickness. Front zip entry. Metal slider with rubber zip stopper. Strategic seam placement for comfort and better fit. Breathable flatlock stitched seams. 4-way superstretch neoprene gives free flowing movement.

SIZE: 8 | 10 | 12 | 14 | 16 | 18




LADIES NEOPRENE SHORT - A1734

FEATURES: 2MM thickness. Elastic waist. Strategic seam placement for comfort and better fit. Breathable flatlock stitched seams. 4-way superstretch neoprene gives free flowing movement.

SIZE: 8 | 10 | 12 | 14 | 16 | 18





SCHOOL SUITS BZ 5/4/3MM - A1801

A1801 MENS SIZE: SML | MSM | MED | MTL | MLG | LGE | XLG | XXL | 3XL
 A1801 LADIES SIZE: 6 | 8 | 10 | 12 | 14 | 16 | 18

SCHOOL SUITS BZ 5/4/3MM - A1802

A1802 KIDS SIZE: XSM | SML | MED | LGE | XLG | XXL | 3XL



CONSTRUCTION

BACK ENTRY YKK ZIP. NYLON COLLAR WITH LYCRA BOUND EDGES. NEOPRENE STRETCH TAPE IN HIGH STRESS AREAS. BIAXIAL SPOT TAPE IN CRITICAL POSITIONS. DOUBLE KNIT NYLON SEAT AND KNEEPADS FOR DURABILITY.



DURABLE MATERIALS

ALL DOUBLE LINED, 5MM TORSO & 4MM LOWER BODY, 3MM ARMS FOR DURABILITY. FEATHERLIGHT SS-1 FOAM IN CRITICAL AREAS FOR FLEXIBILITY AND COMFORT. ANATOMICALLY CONTOURED FIT.



STRONG SEAMS

GLUED AND BLIND STITCHED FOR ZERO WATER PENETRATION. DURABLE INTERNAL NEO TAPING.



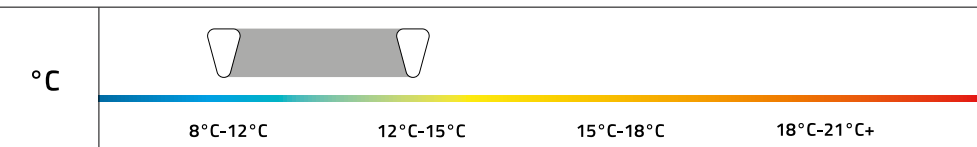
SIZE & COLOUR CODED


SIZE CODED ON WRIST FOR QUICK SELECTION.



5/4/3MM THICKNESS		

SUGGESTED WATER TEMPERATURE FOR THESE WETSUITS





CONSTRUCTION

BACK ENTRY YKK ZIP. NYLON COLLAR WITH LYCRA BOUND EDGES. DOUBLE KNIT NYLON KNEEPADS FOR DURABILITY.



DURABLE MATERIALS

ALL DOUBLE LINED, 3MM TORSO & LOWER BODY, 2MM ARMS FOR DURABILITY. FEATHERLIGHT SS-1 FOAM IN CRITICAL AREAS FOR FLEXIBILITY AND COMFORT. ANATOMICALLY CONTOURED FIT.



STRONG SEAMS

FLATLOCK SEAMS FOR DURABILITY AND COMFORT, ENHANCING THE LIFESPAN OF THE WETSUIT.



SIZE & COLOUR CODED

SIZE CODED ON WRIST FOR QUICK SELECTION.

SCHOOL SUITS BZ 3MM - A1803

A1803 MENS SIZE: SML | MSM | MED | MTL | MLG | LGE | XLG | XXL

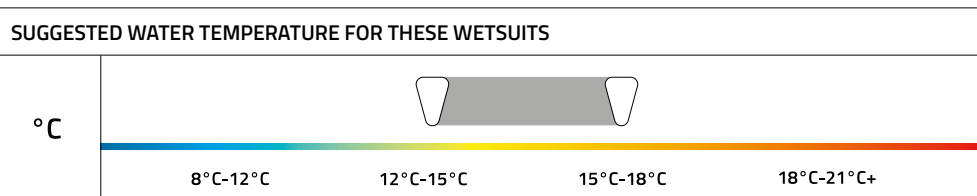


SCHOOL SUITS BZ 3MM - A1804

A1804 KIDS SIZE: XSM | SML | MED | LGE | XLG | XXL | 3XL



3/2MM THICKNESS	



OPEN WATER 3MM SWIMMING CAP - A1332

FEATURES: 100% super stretch 3mm neoprene. Watertight gbs seams for heat retention and comfort. Adjustable velcro chin strap provides a snug fit.

SIZE: SML | MED | LGE



BLACK/ BLUE - SMOOTH SKIN

BLACK/ ORANGE - DOUBLE LINED

SOLA SWIMMING GOGGLES - A1733

FEATURES: Adjustable head strap. Made with silicon rubber, which gives increased comfort, minimises leaks and ensures a fixed placement to the face. Polycarbonate lens protects the eyes from harmful ultraviolet rays. Anti-fog technology provides clarity, enhancing your swimming experience.



RE-USABLE TRAVEL CASE

OPEN WATER SWIMMING

INFLATABLE DRY BAG (SMALL) - A2131

FEATURES: Brightly coloured. Waist belt with tether line. Durable PVC construction. Easy to inflate/ deflate. Ultra lightweight. Storage space for personal belongings.

SIZES: 20L



INFLATABLE DRY BAG (LARGE) - A2132

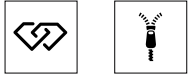
FEATURES: Brightly coloured. Waist belt with tether line. Durable PVC & nylon construction. Easy to inflate/ deflate. Ultra lightweight. Storage space for personal belongings. Double air chamber.

SIZES: 28L





OPEN WATER



CONSTRUCTION

BACK ENTRY YKK ZIP WITH METAL SLIDER. ZIP PULL WITH VELCRO TIP. NYLON COLLAR WITH ADJUSTABLE VELCRO CLOSURE. DURABLE NYLON KNEE AREA. NYLON CUFFS FOR STROKE & CATCH SENSE.



DURABLE MATERIALS

SUPERLIGHT GLIDESKIN BODY AND SLEEVES, 3MM TORSO & LOWER BODY, 2MM ARMS FOR BALANCED BUOYANCY. FEATHERLIGHT SS-1 FOAM FOR A LIGHTER MORE COMFORTABLE SUIT. ANATOMICALLY CONTOURED FIT.



STRONG SEAMS

FLATLOCK SEAMS FOR DURABILITY & COMFORT, ENHANCING THE LIFESPAN OF THE WETSUIT.

OPEN WATER 3/2 BZ - A1730

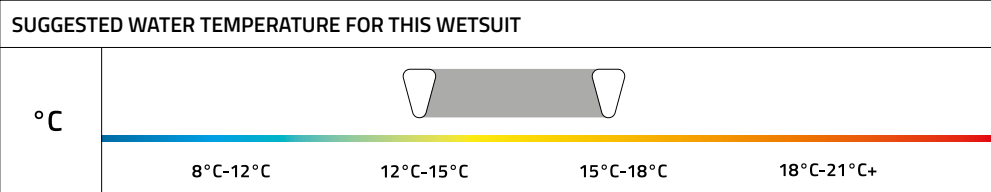
MENS SIZE: SML | MSM | MED | MTL | MLG | LGE | XLG
LADIES SIZE: 8 | 10 | 12 | 14 | 16 | 18



BLACK/BLUE

BLACK/CORAL

3/2MM THICKNESS	





WATERPROOF CHANGING COAT - A1054

FEATURES: 100% waterproof & windproof outer with hood. Fully taped seams. 410GSM fleece lined inner. Front and back hood spring toggle adjusters. Oversized fit enables plenty of room to change. YKK 2-way reversible zipper with hook and loop zip guard. Adjustable hook and loop wrist fastening. Large inside pocket and fleece lined outer pockets. Internal zip pocket with earphone hole.

SIZE: SML | MED | LGE | XLG SIZE: JSM (3 - 5YRS) | JMD (6 - 8YRS) | JLG (9 - 12 YRS)



BLACK/BLUE

BLACK/BLUE

BLACK/BLUE

CHECK



ADJUSTABLE HOOK AND LOOP WRIST FASTENING

BACK HOOD SPRING TOGGLE ADJUSTERS

VELRCO CHIN STRAP



CHANGING COATS

**NEW
IN!**



FRONT HOOD SPRING
TOGGLE ADJUSTERS



STORAGE
LOOP



INTERNAL ZIP POCKET WITH
EARPHONE HOLE

SAND

MENS SS RASH VEST - A1905

FEATURES: 80z lycra. 50 UV Sun protection. Flatlock construction. Elasticized waistband. High collar.

SIZE: SML | MED | LGE | XLG | XXL



BLACK/LIME



AQUA/NAVY



BLACK

MENS LS RASHVEST - A1910

FEATURES: 80z lycra. 50 UV Sun protection. Flatlock construction. Elasticized waistband.

SIZE: SML | MED | LGE | XLG | XXL



LADIES SS RASH VEST - A1742

FEATURES: 80z lycra. 50 UV Sun protection. Flatlock construction. Elasticized waistband. High collar.

SIZE: SML | MED | LGE | XLG



BLUE/TIEDYE

KIDS SS RASH VEST - A1907

FEATURES: 80z lycra. 50 UV Sun protection. Flatlock construction. Elasticized waistband. High collar.

SIZE: SML | MED | LGE | XLG | XXL



LIME/GREY



NAVY/MARL



BLUE/TIEDYE



KHAKI/BLACK



BLACK/LIME



BLUE/GREY



FLORAL/BLACK



ADULT 5MM SPLIT TOE BOOT - A1282

FEATURES: 5mm super stretch neoprene. Glued and blind stitched seams with liquid taping for a watertight seal. Adjustable Velcro arch strap. Ankle gasket seal. Contoured moulded sole with split toe leash guard. Thin but robust sole so you can still feel your board under your feet.

SIZE: UK5 - EU38 | UK6 - EU40 | UK7 - EU41 | UK8 - EU42
UK9 - EU43 | UK10 - EU44 | UK11 - EU45 | UK12 - EU46

POWER ADULT 5MM ROUND TOE BOOT - A1281

FEATURES: 5mm super stretch neoprene. Glued and blind stitched seams for a watertight seal. Adjustable Velcro arch strap. Contoured moulded sole with instep and toe protection. Thin but robust sole so you can still feel your board under your feet.

SIZE: UK5 - EU38 | UK6 - EU40 | UK7 - EU41 | UK8 - EU42
UK9 - EU43 | UK10 - EU44 | UK11 - EU45 | UK12 - EU46

5MM ZIP BOOT - A1213 (ADULT)

FEATURES: Blind stitched. Highly durable sole. Anti flush barrier. 5MM titanium neoprene. Extra grip sole. Contoured toe protection.

SIZE: UK6 - EU40 | UK7 - EU41 | UK8 - EU42
UK9 - EU43 | UK10 - EU44 | UK11 - EU45 | UK12 - EU46





ADULT PULL ON 5MM BOOT - A1225

FEATURES: 5MM titanium neoprene. Highly durable and extra grip sole. Blind stitched.

SIZE: UK4 - EU37 | UK5 - EU38 | UK6 - EU40 | UK7 - EU41 | UK8 - EU42 | UK9 - EU43 | UK10 - EU44 | UK11 - EU45 | UK12 - EU46



5MM ZIP BOOT - A1213 (KIDS)

FEATURES: Blind stitched. Highly durable sole. Anti flush barrier. 5MM titanium neoprene. Extra grip sole. Contoured toe protection.

KIDS SIZE: UK JNR 12 - EU30 | UK JNR 13 - EU31 | UK1 - EU33 | UK2 - EU34 | UK3 - EU36 | UK 4 - EU37 | UK5 - EU38



TITANIUM BS SOCKS 2MM - A1210

TITANIUM BS SOCKS 4MM - A1212

FEATURES: Super stretch. Double lined neoprene. Thermal plush lining. Double diamond nylon sole. GBS seams.

2MM: XSM/ UK2-UK3 | SML/ UK4-UK5 | MED/ UK6-UK7 | LGE/ UK8-UK9 | XLG/ UK10-UK11


4MM: XSM/ UK2-UK3 | SML/ UK4-UK5 | MED/ UK6-UK7 | LGE/ UK8-UK9 | XLG/ UK10-UK11 | XXL/ UK12-UK13



ACTIVE SHOES - A1216

FEATURES: The Sola Active Shoe is designed for all leisure activities both in & out of the water. Constructed using quick drying neoprene with superior ventilation & flexi-form fit for ultimate comfort. The cushioned insole is easily removable for even quicker drying. The Active Shoes reinforced seams and sturdy adjustable pull tab makes for a highly robust leisure shoe.

SIZE: UK3 - EU36 | UK4 - EU37 | UK5 - EU38 | UK6 - EU40 | UK7 - EU41
UK8 - EU42 | UK9 - EU43 | UK10 - EU44 | UK11 - EU45 | UK12 - EU46



NAVY MARL



BLACK MARL

ACTIVE SOLE SHOES - A1215

FEATURES: Ergonomic design. Quick dry elastine upper. Superior ventilation. Durable soft-form sole. Easy fold. Robust pull tab. Effortless fit.

SIZE: UK JNR 10/11 - EU 28/29 | UK JNR 12/13 - EU 30/31 | UK JNR 13/1 - EU 32/33
UK 2/5 - EU 34/35 | UK 3/4 - EU 36/37 | UK 5/5.5 - EU 38/39 | UK 6/7 - EU 40/41
UK 8/9 - EU 42/43 | UK 10/11 - EU 44/45



BLUE/GRADIENT



BLACK/BURGUNDY



PINK LEAF

3MM SUPER STRETCH MESH HOOD - A1334

FEATURES: 100% 3MM super stretch. GBS seams. Thermal fabric lining. Mesh skin panels. Toggle cord face seal. Stiff peak.

SIZES: XSM | SML | MED | LGE | XLG

3MM SUPER STRETCH PLUSH HOOD - A1333

FEATURES: 100% 3MM super stretch. GBS seams. Thermal fabric lining. Double collar seal. Toggle cord face seal. Stiff peak.

SIZES: SML | MED | LGE | XLG

3MM SMOOTH SKIN SURF CAP - A1301

FEATURES: 100% 3mm super stretch neoprene. Smoothskin for reduced windchill. Robust flatlock seams. Adjustable chin strap. Stiff peak for protection against the elements.

SIZE: XSM | SML | MED | LGE



2MM NEOPRENE BEANIE - A1331

FEATURES: 100% 2mm super stretch neoprene. Overlocked seams with a contoured comfortable fit.

SIZE: SML/MED | LGE/XLG



3MM FINE MESH HOOD - A1373

FEATURES: 100% 3MM super stretch. Mesh skin panels. GBS seams.

SIZES: XSM | SML | MED | LGE | XLG



PLUSH HOODED POLY PROP VEST - A1384

FEATURES: Built in neoprene hood. Double collar seal. High density insulated fabric. Draws water away from the body. Toggle cord face seal. Stiff peak.

SIZES: SML | MED | LGE | XLG



HOODED NEOPRENE VEST - A1385

FEATURES: 100% super stretch neoprene. 3MM hood. 1.5MM vest. GBS seams. Thermal fabric lining. Toggle cord face seal. Stiff peak.

SIZES: SML | MED | LGE



GLOVES



5MM MESH LOBSTER CLAW MITTS - A1401

FEATURES: 5MM smooth skin back. GBS seams. Joined finger design for better circulation. Palm grip.

SIZES: SML | MED | LGE | XLG

3MM SUPER STRETCH GLOVES - A1483

FEATURES: 100% 3MM super stretch. Liquid seams for total water block. Pre-bent finger design. Palm grip.

SIZES: XSM | SML | MED | LGE | XLG

3MM DL GLOVES - A1413

FEATURES: 3MM nylon double lined neoprene. GBS seams. Pre-bent finger design. Palm grip. Velcro wrist strap.

SIZE: TXS | XXS | XSM | SML | MED | LGE | XLG







SCREAM: 50N OVERHEAD - A0915

FEATURES: Closed cell foam inner. 100% nylon outer. High fitting for maximum flexibility. Large front storage pouch with zipper. Adjustable side & shoulder straps. Neoprene shoulder support. Fleece hand warmer pocket. Large zip pocket for hydration pouch. Emergency whistle. 50N buoyancy aid that conforms to EU safety standards. EN ISO 12402-5

SIZE: XSM/SML - 30/50KG | MED/LGE - 50/70KG | XLG/XXL - 70/100KG

SCREAM SIZE CHART

A0915	CHEST SIZE	BODY WEIGHT	MIN. BUOYANCY
XSM/SML	71CM/91CM	30-50KG	55N
MED/LGE	91CM/111CM	50-70KG	75N
XLG/XXL	111CM/127CM	70-100KG	85N



FRENZY 50N FRONT ZIP - A0914

FEATURES: Closed cell foam inner. 100% nylon outer. YKK heavy duty front zipper. High fitting for maximum flexibility. Front storage zip pocket. Webbing belt with a sturdy adjustable quick release buckle. 50N buoyancy aid that conforms to EU safety standards. EN ISO 12402-5

SIZE: XSM/SML - 30/50KG | MED/LGE - 50/70KG | XLG/XXL - 70/100KG

FRENZY SIZE CHART

A0915	CHEST SIZE	BODY WEIGHT	MIN. BUOYANCY
XSM/SML	71CM/91CM	30-50KG	40N
MED/LGE	91CM/111CM	50-70KG	45N
XLG/XXL	111CM/127CM	70-100KG	50N



MENS WETSUIT JACKET - A1751

FEATURES: 3MM thickness. Front ykk zip entry. Rubber zip stopper. Strategic seam placement for comfort and a more superior fit. Breathable flatlock stitched seams for durability. 4-Way superstretch neoprene gives free flowing movement.

SIZE: SML | MED | MLG | LGE | XLG | XXL



NEOPRENE TROUSERS - A1732

FEATURES: 3MM super stretch neoprene. Flatlock construction. Adjustable drawstring.

SIZES: SML | MED | LGE | XLG



NEOPRENE SHORT - A1731

FEATURES: 3MM super stretch neoprene. Flatlock construction. Adjustable drawstring.

SIZES: SML | MED | LGE | XLG



ADULT LONGJOHN - A1706

FEATURES: Super stretch 3MM neoprene. Flatlocked seams. Featherlight SS-1 foam. Ballistic nylon kneepads. Anti-snap fabrics. Anatomical pre-bent design. Double diamond fabric on seat.

SIZES: SML | MSM | MED | MTL | MLG | LGE | XLG | XXL




CHARGE TAPED SPRAY TOP - A1901

FEATURES: PU breathable fabric. 100% taped seams. Waterproof & windproof. Adjustable non-abrasive dartex seals. 2-ply pockets. Neoprene waistband.

ADULT SIZES: SML | MED | LGE | XLG | XXL

KIDS SIZES: JSM | JMD | JLG





SOLA FUSION TECHNOLOGY

TRIPLE LAMINATED, HOT PRESSED PVC. MAKING THE SOLA SUP LIGHTER, TOUGH AND DURABLE. MAKING THE BOARD STIFFER THAN THE TRADITIONAL DOUBLE LAYER TECHNOLOGY.



PADDLEBOARD

INFLATION VALVE

LOCKING ANTI-TWIST PUSH-PIN VALVE, WITH A STAINLESS STEEL D-RING FOR ATTACHING YOUR LEASH.

DIAMOND SKIN PAD

MACHINE-PRESSED DECKPAD TO ENSURE A PERFECT BOND. OUR SIGNATURE DIAMOND GROOVE PAD OFFERS TRACTION AND A COMFORTABLE GRIP.

REINFORCED INTERNAL RAIL WRAP

A HIGH-PRESSURE LAMINATED SEAM ENSURES A PERFECTLY AIRTIGHT AND WATERPROOF SEAL.

FUSION LAMINATED RAIL WRAP

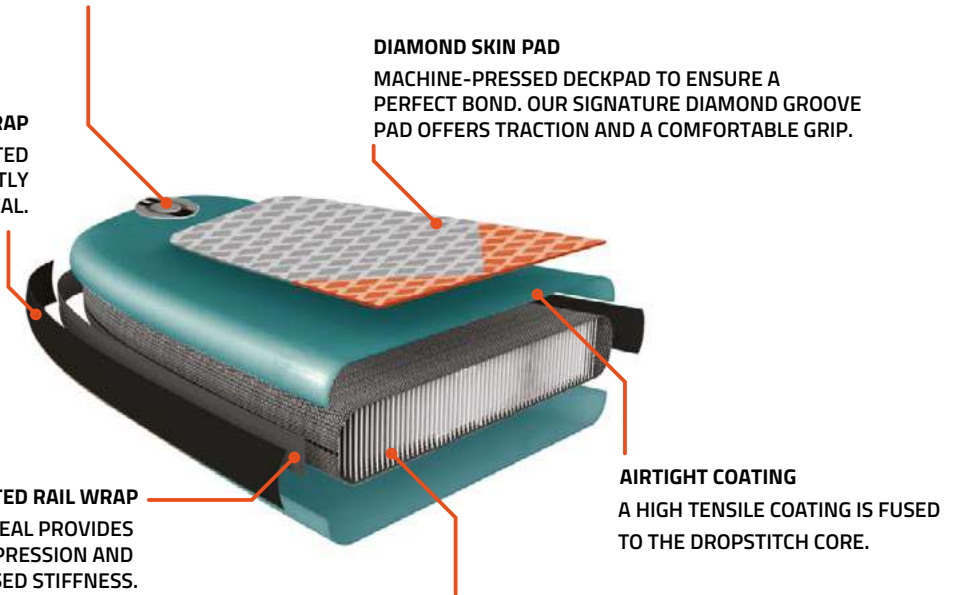
THE FINAL SEAL PROVIDES EXTRA COMPRESSION AND INCREASED STIFFNESS.

AIRTIGHT COATING

A HIGH TENSILE COATING IS FUSED TO THE DROPSTITCH CORE.

DROPSTITCH AIR CHAMBER

SUPER REINFORCED DROPSTITCHED PROVIDES STIFFNESS THROUGHOUT OUR BOARDS. INCREASED YARN DENSITY GIVES HIGH-TENSILE STRENGTH, WHICH CAN WITHSTAND PRESSURES OF 20PSI.



AN ALL ROUNDER - A MULTI PURPOSE BOARD THAT CAN BE USED BY ANY RIDER FOR ANY PURPOSE.



CARRY HANDLE

LOW-PROFILE, ERGONOMIC CARRY HANDLE.



FIN SET

TWO MOULD FINs, PLUS ONE FIN BOX (FIN INCLUDED).



INFLATION VALVE

LOCKED ANTI-TWIST PUSH-PIN VALVE TECHNOLOGY.



SOLA SUP
CODE: 10'6-08
10FT 6"

TECHNICAL SPECIFICATIONS:

INFLATED SUP
Length: 10'6" (320cm)
Width: 30" (76cm)
Thickness: 6" (15cm)
Volume: 270 Litres



SOLA SUP
CODE: 11'0-08
11FT

TECHNICAL SPECIFICATIONS:

INFLATED SUP
Length: 11'0" (335cm)
Width: 30" (76cm)
Thickness: 6" (15cm)
Volume: 275 Litres



INFLATABLE STAND-UP PADDLE BOARD (SUP)

10'6" - 10'6-08 | 11'0" - 11'08-08

FEATURES: Included in pack; inflatable paddle board. Detachable fin. High pressure pump. 3 piece aluminum telescope paddle. Large robust backpack. Leash. Valve key. PVC repair patches. Operation manual.



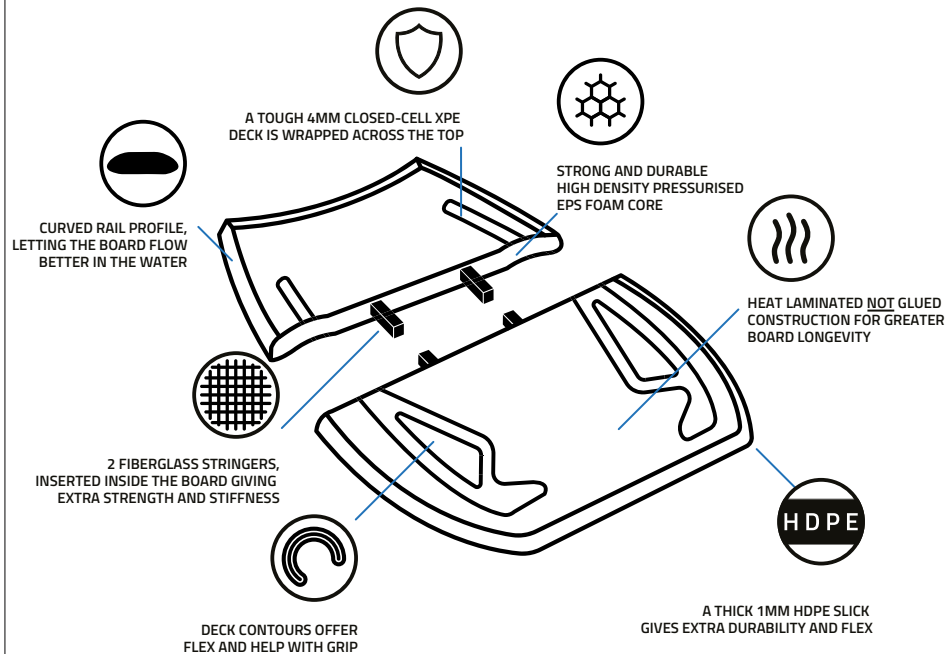
THE 48

THE 48 BODYBOARDS - A2422

048 (48")

FEATURES: Strong EPS core. 4MM closed-cell XPE deck. 2 fiberglass stringers. 1MM HDPE slick bottom. Heat laminated construction. Swivel coil leash.

48 CONSTRUCTION





WEDGE

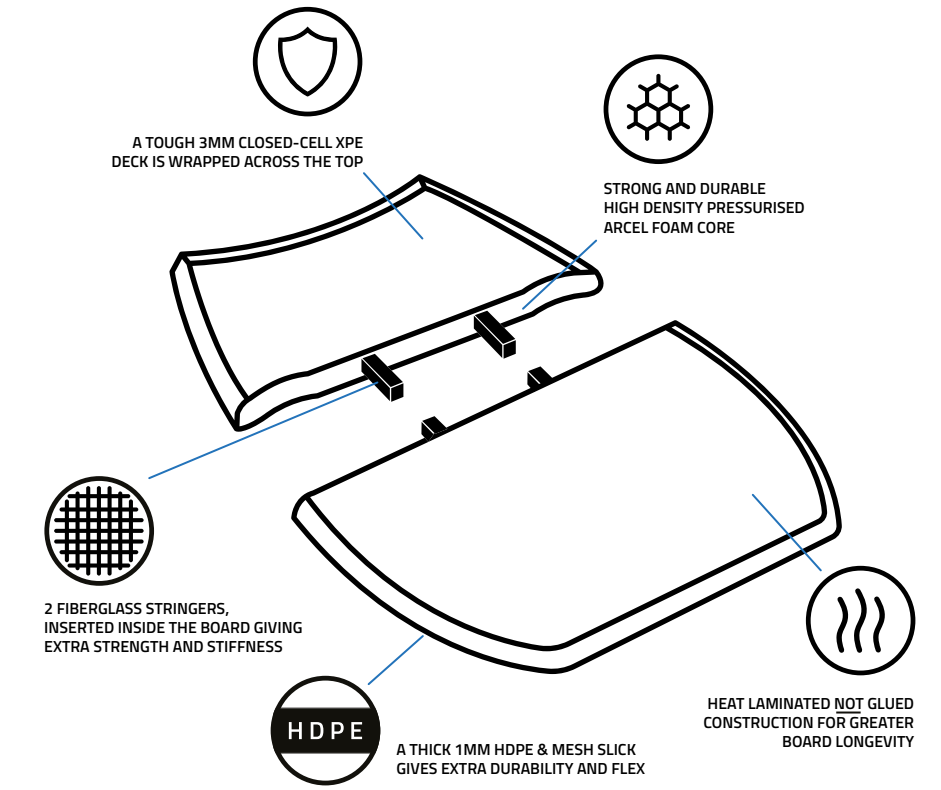
WEDGE BODYBOARDS - WED

042 (42")

FEATURES: Arcel core. IXPE deck. 2 fiberglass stringers. HDPE bottom. Heat laminated construction. Swivel coil leash.

PACK OF 6 ASSORTED COLOURS

WEDGE CONSTRUCTION





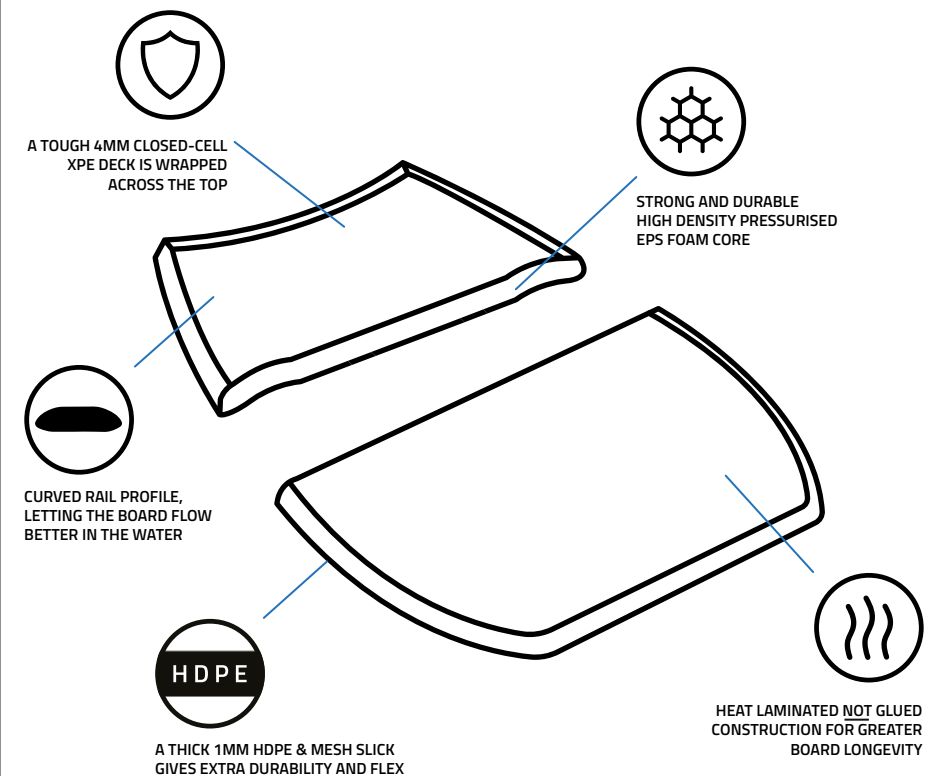
REVOLVER BODYBOARDS - REV

037 (37") | 039 (39") | 042 (42") | 045 (45")

FEATURES: Strong high density EPS core. HDPE + mesh slick. Crescent tail, 4MM closed cell XPE deck skin. Double rails. Coil wrist leash with neoprene cuff.

PACK OF 6 ASSORTED COLOURS

REVOLVER CONSTRUCTION





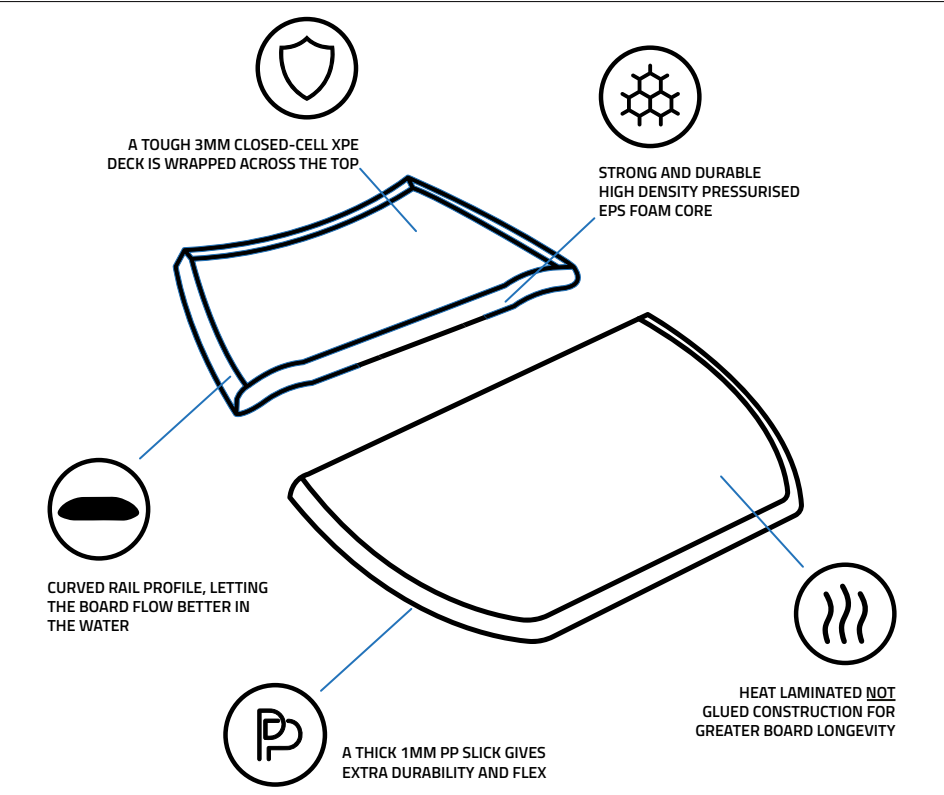
JUICE BODYBOARDS - A2420

033 (33") | 037 (37") | 039 (39") | 042 (42")

FEATURES: EPS core. PP slick. Crescent tail. 3MM closed cell XPE deck skin. Bottom graphic. Double rails. PP leash with velcro wrist cuff.

PACK OF 6 ASSORTED COLOURS

JUICE CONSTRUCTION



SOLA WOODEN BELLYBOARD

FEATURES: Made from sustainable 7" ply birch wood and finished with a water-resistant eco varnish creating a strong and durable board. *PACK OF 6*
SIZES: H 120CM



SUSTAINABLE 7 PLY
BIRCH WOOD



ECO VARNISH



2X LASER BURN LOGO'S

KINETIC BODYBOARD FINS - TD004

FEATURES: Ergonomically designed soft foot pocket. Drain hole. Stiff blade.

SIZES: SML/5 - 5.5 | MED/6.5 - 7 | LGE/8 - 8.5 | XLG/9.5 - 10.5 | XXL/11 - 11.5



FIN TEATHER - A0528

FEATURES: One size. 3MM neoprene padded inner. No more lost fins! Easy release velcro cuff.



BODYBOARD BAGS

SURGE BODYBOARD BAG - A1002

FEATURES: PU lined durable nylon outer. Drainage holes. Spacious front pocket. Padded shoulder straps. Nylon zipper with rustproof slider.
SIZES: 114X59X7.5CM

 x2 board capacity



360 BODYBOARD BAG - A1003

FEATURES: Durable nylon padded outer, lined with heat reflective durable tarpee inner. Mesh drainage. Spacious double front pocket. Padded shoulder straps. Nylon zipper with rustproof slider.
SIZES: 114X59X7.5CM

 x3 board capacity



INVERT BODYBOARD BAG - A1004


FEATURES: Durable nylon padded outer liner with heat reflective durable tarpee inner. Mesh drainage. Spacious double front pocket. Padded shoulder straps. Nylon zipper with rustproof slider.
SIZES: 114X59X7.5CM

 x2 board capacity



SOFTBOARDS &

BOARD ACCESSORIES



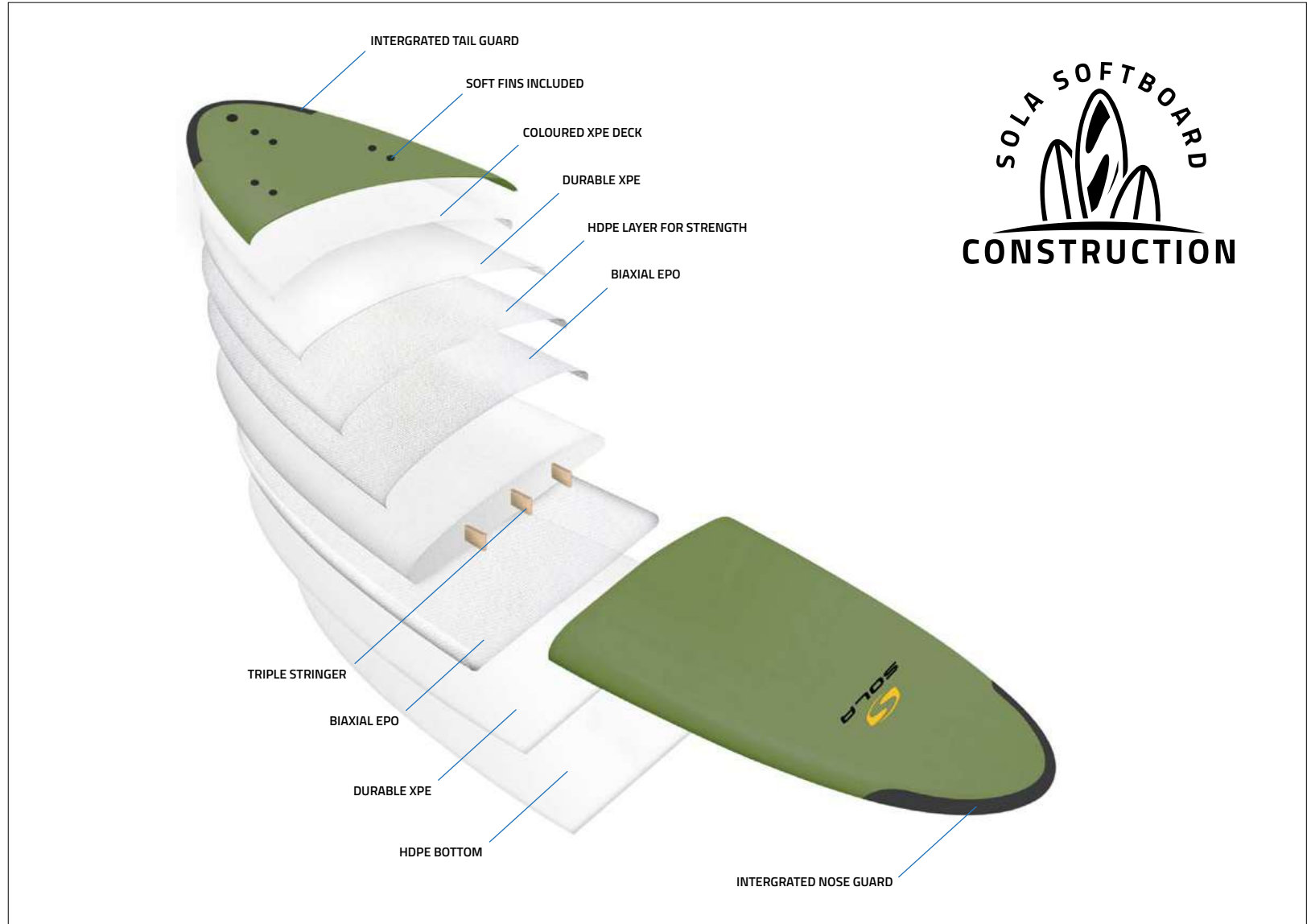
SOFT FINS



TAIL GUARD



NOSE GUARD



SOFTBOARDS - A2000


SIZES: 6FT | 7FT | 8FT | 9FT



BLUE/ ORANGE



YELLOW/ TURQUOISE



KHAKI



SURFBOARD SOCKS

FEATURES: Durable stretch terry towelling fabric. Padded nylon nose protector. Internal wax pouch. Drawstring closure.


SHORTBOARD BOARD SOCK - A1601 (6'3")

SIZES: 6'3"




FUNBOARD BOARD SOCK - A1602 (6'0") | A2160 (6'7")

SIZES: 6'0" | 6'7"



MINI MAL BOARD SOCK - A1610 (8'0")

SIZES: 8'0"



LONGBOARD BOARD SOCK - A1612 (9'2")

SIZES: 9'2"



SURFBOARD BOARD BAGS

FEATURES: Heat reflective 6MM outer shell. Highly durable tarpee. Internal wax pouch. Padded grab handle. Removable shoulder strap. Nylon zipper with rustproof slider.
*Longboard bag with fin slot.

HYBRID 6MM BOARD BAG - A1605 (6'0") | A1606 (6'7") | A1607 (7'0")

SIZES: 6'0" | 6'7" | 7'0"

MINI MAL 6MM BOARD BAG - A1608 (7'6") | A1611 (8'0")

SIZES: 7'6" | 8'0"

LONGBOARD 6MM BOARD BAG* - A1614 (9'0")

SIZES: 9'0"



PADDED GRAB HANDLE & REMOVABLE SHOULDER STRAP



NYLON ZIPPER WITH RUSTPROOF SLIDER



SURFBOARD LEASHES

FEATURES: Moulded ends with double swivel. Maximum strength. Quick release cuff. Key pocket. Triple wrapped rail saver with built in leash plug cord.



5FT 6" COMP - A2406
SIZES: 5'6 | 5MM THICKNESS

6FT LEASH - A2406
SIZES: 6'0 | 7MM THICKNESS

7FT LEASH - A2407
SIZES: 7'0 | 7MM THICKNESS

8FT LEASH - A2408
SIZES: 8'0 | 7MM THICKNESS

9FT LEASH - A2408
SIZES: 9'0 | 7MM THICKNESS

10FT LEASH - A2410
SIZES: 10'0 | 8MM THICKNESS

WRIST LEASH - A2404
SIZES: ONE SIZE

FEATURES: Moulded ends with double swivel. Coiled urethane cord. Quick release cuff.

ACCESSORIES

CHANGE MAT - A0030

FEATURES: Size 90cm. Durable waterproof changing mat. Double drawstring with barrel lock closure. Built in handles. Astro turf base to trap dirt & improve comfort on hard or uneven ground.



ACCESSORIES

COLLAPSIBLE WETSUIT BUCKET - A0033

FEATURES: Diameter 44cm x 38cm. 60 liters. 55MM thick closed cell foam in the base of bucket. Tough waterproof fabric. Webbed shoulder strap. Welded seams. Collapsible when not in use.



INSIDE PADDING

DRY BAG HOLDALL - A0027

FEATURES: Extremely heavy duty. Large zipper allows bag to be fully opened. Adjustable shoulder strap, double width for comfort. Wrap around webbing for the utmost durability and strength. Perfect length handle to carry over your shoulder or by your side.



SOLA 2025

65

DRY BAGS - A2140-015 (15L) | A2140-025 (25L)

DRY BACKPACKS - A2140-050 (50L)

FEATURES: Roll down or side clip closing options. Snap shut pro grade buckle. Watertight opening and closing. Heavy duty sturdy construction. Extendable shoulder straps.



**DRY BAGS - A0026 (2.5L)
A0022 (25L)**

**DRY BACKPACKS -
A0025 (50L) | A0024 (100L)**



DOUBLE CHAMBER BACKPACK - A2150

FEATURES: Size 30L. Double chamber inner to separate dry and wet clothes. Air flow back panel. Waterproof outer. Roll down or side clip closing options. Waterproof front zipped compartment. Double drinks holder. Padded shoulder straps and handle. Adjustable chest strap with buckle.



BLACK



MINT



DOUBLE CHAMBER INNER



WATERPROOF AQUA POUCH - A2120

FEATURES: Triple zip lock - 100% waterproof. Tested to IPX8 standard. Adjustable waist strap. Made from durable PVC. Welded seams. Helps keep belongings safe and secure.



BLACK

BLUE



WATERPROOF ACCESSORY CASE - A0034

FEATURES: Size 18 x 10cm. Storage space 18cm x 10cm. Waterproofing for valuables such as mobile phones, bank cards & keys. Easy operation of your mobile phone from outside the case. Comfortable to carry thanks to the integrated webbing. Enables good touch sensitivity. Easy opening and closing.



ADULT ADJUSTABLE SNORKEL FINN - MFS02

FEATURES: Open heel fits. Quality materials for high performance. Balanced flexibility. Easy adjustable with quick release buckle. Vented blade.

SIZES: S/M - 37/41 | L/XL - 42/47



REUSABLE MESH STORAGE BAG

ADULT MASK & SNORKEL SET - MFS03

FEATURES: One size. Hardened, tempered safety glass. Anti-allergic silicone mask strap & skirt. Polycarbonate frame. Adjustable strap. Anatomically formed mouthpiece. Flexible snorkel tube with purge valve. Integrated strap holder for mask. Saltwater resistant.



SOFT RACKS - A2301

FEATURES: One size (49cm x 9cm x 5cm). Easy to fit and remove through doors. Holds 2-3 boards. Flat bottom pads reduce roll. Extra firm nylon pads. PVC panels on pads to reduce wax build up. Sturdy metal buckles & webbing straps. Colour coded straps. Reusable portable bag.



NEOPRENE CAR SEAT COVER - A2330

FEATURES: 3.5MM thick. Double lined neoprene upper. Non-slip, closed cell mesh under. Durable bound edges. Easy fit elastic seat connectors. UV protection. Watertight GBS seams. Easy to remove & clean.



PADDED ROOF BAR (PAIR) - A1609

FEATURES: Size 44cm - 90cm. Designed to fit most factory car racks. Durable 600D polyester material. Hook and loop closure. Sola branding.

44cm



90cm



ROOF RACK STRAPS (PAIR) - A0771 (3M) | A0772 (5M)

FEATURES: Size 3M - 5M. Heavy duty cam buckle with neoprene pad to prevent scratching. Reusable carry box.



SOLA TOWEL CHANGING ROBE - A1051

FEATURES: 100% 300GSM super soft cotton. Wide arm openings for easy fitting. Great for keeping warm after being in the water and ideal for changing outdoors.

SIZES: S/M - 90X90CM | L/XL - 90X100CM | XXL - 120CM



BLACK



MINT



ACCESSORIES

SOLA TOWEL - A1069

FEATURES: Size 75 x 150cm. 100% cotton velour.



**NEW
IN!**

FOUTA BEACH TOWEL - A1073

FEATURES: Size 90 x180cm. Prewashed lightweight beach towel. Highest weaving quality, absorbent, durable and very soft. Perfect for using at the beach, at home, sauna and picnic. A modern and simplistic design whilst staying lightweight and easy to carry. Absorbent & quick drying due to the quality of cotton used. Lets you dry off quickly when wet.



BISCUIT



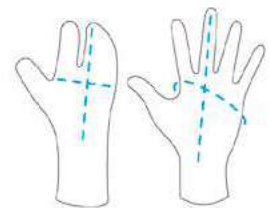
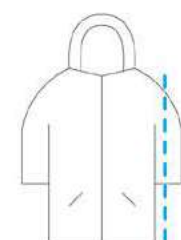
BLUE

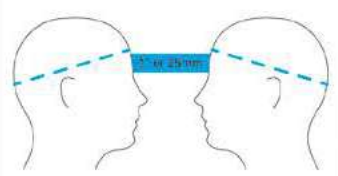



GRASS

SOLA SIZE CHARTS

	MENS WETSUITS				LADIES WETSUITS				KIDS WETSUITS				
	SIZE	Height (ft - cm)	Chest (inch - cm)	Waist (inch - cm)	SIZE	Height (ft - cm)	Chest (inch - cm)	Waist (inch - cm)	SIZE	Age	Chest (inch - cm)	Waist (inch - cm)	Inside Leg (inch - cm)
	SML	5'4" - 5'6" 162 - 167	33" - 35" 84 - 89	28" - 71	4	5'0" - 5'3" 152 - 153	30" - 32" 76 - 80	20" - 22" 46 - 51	QXS	1 - 2	20.5" - 52	18.5" - 47	15" - 37.5
	MSM	5'6" - 5'8" 167 - 172	35" - 37" 89 - 94	30" - 76	6	5'1" - 5'3" 154 - 160	32" - 33" 81 - 83	22" - 24" 51 - 56	TXS	2 - 3	21.5" - 54	20" - 50	16" - 40
	MST	5'8" - 5'10" 172 - 177	35" - 37" 89 - 94	30" - 76	8	5'2" - 5'5" 157 - 165	33" - 35" 83 - 88	24" - 26" 61 - 66	XXS	3 - 4	22.5" - 57	21" - 53	17" - 43.5
	MED	5'8" - 5'10" 172 - 177	37" - 39" 94 - 99	32" - 81	10	5'5" - 5'8" 165 - 172	35" - 37" 88 - 94	26" - 28" 68 - 71	XSM	5 - 6	24" - 60	22" - 55	18.5" - 47
	MTL	5'10" - 6'0" 177 - 183	37" - 39" 94 - 99	32" - 81	10T	5'7" - 5'10" 170 - 177	35" - 37" 88 - 94	26" - 28" 68 - 71	SML	7 - 8	25" - 63	23" - 58	20" - 51
	MLG	5'10" - 6'0" 177 - 183	39"-41" 99-104	34" - 86	12	5'7" - 5'10" 170 - 177	37" - 39" 94 - 99	28" - 30" 71 - 76	MED	8 - 9	26" - 66	24" - 60	22" - 55
	LGS	5'8" - 5'10" 172 - 177	41" - 43" 104 - 109	36" - 91	12T	5'8" - 5'11" 172 - 180	41" - 43" 104 - 109	28" - 30" 71 - 76	LGE	10 - 11	27" - 69	24.5" - 62	23.5" - 59.5
	LGE	6'0" - 6'2" 183 - 188	41" - 43" 104 - 109	36" - 91	14	5'8" - 5'11" 172 - 180	39" - 41" 99 - 104	29" - 31" 74 - 79	XLG	11 - 12	29" - 73	25.5" - 64	25.5" - 64
	XLS	5'8" - 5'10" 172 - 177	43" - 45" 109 - 114	38" - 96	16	5'9" - 6'0" 172 - 182	41" - 43" 104 - 109	30" - 32" 76 - 81	XXL	12 - 13	30" - 76	26" - 65	27" - 68.5
	XLG	6'2" - 6'4" 187 - 193	43" - 45" 109 - 114	38" - 96	18	5'10" - 6'0" 177 - 185	43" - 45" 109 - 114	31" - 34" 79 - 84	3XL	13 - 14	31" - 79	26.5" - 67	28.5" - 73
	XXL	6'3" - 6'5" 190 - 196	45" - 47" 114 - 119	40" - 101	20	6'3" - 6'5" 190 - 196	45" - 47" 114 - 119	33" - 35" 82 - 86					
	3XL	6'4" - 6'6" 195 - 201	47" - 49" 119 - 124	42" - 106.5									

	GLOVES				ADULT CHANGING COAT			KIDS CHANGING COAT		
	SIZE	Palm Width	Length*		SIZE	Height	Garment Length*	SIZE	Height	Garment Length*
<p>Products: A1401, A1413, A1483</p> <p>*Base of palm to tip of middle finger. Match these measurements to the chart above, this will give you an estimated glove size best fitted for you.</p>	TXS	8cm	16.5cm	<p>*Length is measured from shoulder to hem. This is an oversized garment and should be worn with the hem between the ankle and knee.</p>	SML	4'5" - 5'2"	99cm	JSM (3-5YRS)	up to 3'7"	75cm
	XXS	8cm	17cm		MED	5'2" - 5'10"	115cm	JMD (6-8YRS)	up to 4'2"	80cm
	XSM	8.5cm	17.5cm		LGE	5'5" - 6'3"	124cm	JLG (9-12YRS)	up to 4'6"	85cm
	SML	9cm	18.5cm		XLG	5'10" - 6'8"	140cm			
	MED	9.5cm	19.5cm							
	LGE	10.5cm	20.5cm							
XLG	11cm	21cm								

	HEAD MEASUREMENTS						 <p>FIND OUT MORE AT TRADEWETSUITS.COM</p>
	SIZE	XSM	SML	MED	LGE	XLG	
<p>Match your head measurements to the chart and this will give you an estimated size best fitted for you.</p>	CM	52 - 53	54 - 55	56 - 57	58 - 59	60 - 61	
	INCH	20.5" - 20.9"	21.2" - 21.7"	22" - 22.4"	22.8" - 23.2"	23.6" - 24"	




STAY IN TOUCH

ADDRESS:
Sola Wetsuits,
Moorswater Industrial Estate,
Liskeard, Cornwall,
PL14 4LN,
UK

 SALES@SOLA.CO.UK

 TRADEWETSUITS.COM

 +44 (0) 1579 340 100



[@SOLAWETSUITS](#)



OPEN YOUR PHONE
CAMERA & SCAN ME.

OR GO TO
TRADEWETSUITS.COM

PHOTO CREDIT
FRONT COVER: _jackogrady_
BACK COVER: _jackogrady_

SOLA 2025